

Message from the Clerk

Citizens of Kosciusko County,

Since Voter Centers were first utilized in Indiana elections in 2007, leaders in Kosciusko County have been carefully observing its effects on voters, county budgets, and on the election process. Now, 47 counties in Indiana have made the transition to become voter center counties.

The following pages layout our plan to bring vote centers to the voters of Kosciusko County. The voter center concept gives any voter in Kosciusko County the opportunity to cast their ballot at any polling location throughout the county; no one is restricted to one polling location on Election Day. In addition to making it easier for voters on Election Day, the vote center concept also calls for increased early voting opportunities at what are called satellite vote centers that are open prior to Election Day.

The use of electronic poll books will also assist in streamlining election process, as many of you witnessed first-hand in the 2020 Presidential election. Voters will simply check with a poll worker by scanning in their ID or having a poll worker type in their name, with the days of looking through paper poll books a thing of the past.

Vote centers will also provide Kosciusko County with financial savings. By having fewer locations, the county spends less tax-payer money on poll workers, meals and rentals on Election Day.

By transitioning to vote centers, voter convenience is improved, election administration is streamlined and made simpler, and the county's long term fiscal stance would be improved when it comes to elections.

The Kosciusko County vote center committee would like to invite public input on the attached vote center plan. Citizens of Kosciusko County will have several opportunities to provide the vote center committee and county election board input on the proposed plan. We are holding a public meeting on July 22, 2021, from 6:00 PM to 7:00 PM in the Old Courtroom located on the third floor of the Kosciusko County Courthouse. Citizens may also provide their input by emailing the committee at absentee@kcgov.com, writing the county election board or visiting the office of the Clerk. Please mail your written

recommendations or concerns to Kosciusko County Clerk, 121 N. Lake Street, Warsaw, IN 46580. Public comment is welcomed in the ways listed above by August 19, 2021.

I want to thank all those involved and have worked to bring vote centers to the voters of Kosciusko County. Kosciusko County should be proud of its community leaders who have worked together to bring this concept to their county. To all churches, community centers and businesses that have willingly allowed us to utilize their facility as a vote center, we are very grateful.

Sincerely,

A handwritten signature in black ink that reads "Ann Torpy". The signature is written in a cursive style with a large, looping initial "A".

Ann Torpy

Kosciusko County Clerk

Kosciusko County Voter Center Plan Draft

Introduction

What is a Vote Center?

A vote center is a place where any registered voter within Kosciusko County can vote on Election Day. Voter centers bring new technology to transform the voting process. Instead of traditional precinct based polling locations on Election Day, vote centers are established locations where any registered voter from any precinct can go to cast their ballot and retrieve the correct ballot style. Bringing convenience to the voters of Kosciusko County and streamlining the voting process in our fast-paced society.

The county election board has received approval from the County Commissioners and County Council to move forward and create this vote center plan for Kosciusko County registered voters.

The Kosciusko County vote center plan will allow voters to cast their vote at any of the 21 vote center locations. Each machine will be programmed with all ballots for the entire county. The voter can vote anywhere in the County, on their way to work, to the doctor, or on their way shopping. Their options have increased rather than decreased, they are not limited to vote at their designated polling location.

It is possible for the counties to save money when implementing a vote center plan, but it is more about making voting convenient and more accessible to the voters of Kosciusko County.

Voter Education

Education will be achieved by voter outreach mailings, social media and press releases made by the County Election Board.

Vote Center Locations

Indiana Code (IC 3-11-18.1-6) states a county is required to have one vote center per every 10,000 active voters. Kosciusko County has 49,604 active voters, 3,304 inactive voters for 52,908 current voters. Therefore, the county is required to have at least six (6) vote centers open on Election Day. However, the County Election Board along with the Vote Center committee recommend 21 vote center locations. All voting sites are ADA compliant allowing accessibility for individuals with disabilities and the elderly. They are as follows:

Claypool Lion's Building, 205 W. Calhoun St, Claypool, IN 46510

Heritage Park Building, 338 S Walnut St, Etna Green, IN 46524

Mentone Fire Station, 201 W Main St, Mentone, IN 46539

Atwood Community Center, 213 Hovey St, Atwood, IN 46502

Amazing Grace Community Church, 202 W Arthur St, Sidney, IN 46562

Mount Tabor Hall, 8424 N 800 W, Etna Green, IN 46524

Town Hall Meeting Room, 604 N. Jefferson St, Silver Lake, IN 46982

Leesburg Lions Community Building, 114 W School St, Leesburg, IN 46538

Ivy Tech Community College-Warsaw Campus, 2545 Silveus Crossing, Warsaw, IN 46582

North Webster Community Center, 301 N Main St, North Webster, IN 46555

Syracuse Community Center, 1013 N Long Dr, Syracuse, IN 46567

Wawasee Community Bible Church, 2035 E 1300 N, Milford, IN 46542

Pierceton Community Building, 105 W Walnut St, Pierceton, IN 46562

Christ's Covenant Church, 2090 E Pierceton Rd, Winona Lake, IN 46590

New Life Christian Church, 744 S 325 E, Warsaw, IN 46582

Moose Lodge, 1815 W Lake St, Warsaw, IN 46580

First Christian Church, 115 Park Ridge Dr, Warsaw, IN 46580

Community Life Center, 825 N Harrison St, Warsaw, IN 46580

Shrine Building, Kosciusko County Fairgrounds, 1400 E Smith St, Warsaw, IN 46580

Church of God, 1059 Rozella Rd, Warsaw, IN 46580

Center Lake Pavilion, 117 E Canal St, Warsaw, IN 46580

Early Voting Location

Kosciusko County Justice Building, 121 N Lake St, First Floor, Warsaw, IN 46580

Satellite Early Voting

Kosciusko County will have satellite voting locations that will be opened the final two (2) Saturdays before Election Day. Hours of operation 8:00 AM to 3:00 PM.

Mid-Term Elections

North Webster Community Center, 301 N Main St, North Webster, IN 46555

Presidential Elections

North Webster Community Center, 301 N Main St, North Webster, IN 46555

Shrine Building, Kosciusko County Fairgrounds, 1400 E Smith St, Warsaw, IN 46580

City & Town Election vote centers will be based on need and an amendment will be filed by the Kosciusko County Election board at that time.

Effective Date of Vote Center Plan

Kosciusko County will be designated as a vote center county by the State of Indiana effective the date of acceptance from the Indiana Election Division. The first election this vote center plan will be utilized will be the 2022 Election year and each election year following or until further order of the County Election Board. Amendments to this vote center plan can be made at any time and will be filed with the Indiana Election Division.

Poll Workers

Kosciusko County will utilize the traditional precinct poll board with one (1) Inspector, two (2) Judges, and two (2) Clerks, and will allow for more staffing in high turnout vote centers. Early Voting and staffing at satellite vote centers will consist of at least two (2) members per party and may be increased based on turn out and the size of the election.

Precinct Data

Kosciusko County has 69 voting precincts. Voters from any precinct may vote at any vote center location on Election Day. The 28 days prior to Election Day, early voting will be held in the Clerk's office in the County Justice Building. The County Election Board has selected satellite voting locations to be utilized the final two Saturday's before Election Day, again allowing any voter to vote in one of those locations along with the Office of the Clerk. The vote centers established above are based on voter status reports provided by the Indiana Statewide Voter Registration System.

Kosciusko County will have ballots for each of its 69 voting precincts available at any vote center, early voting location or satellite-voting center securely stored on their voting machines.

Voter data will be provided upon written request without delay to those entitled to this information. Reports will be generated every 3 hours on Election Day with the first report at 9:00 AM. The report will be generated through the ePulse system utilized by the epollbook vendor KnowInk to collect this data.

Voting Equipment

Kosciusko County utilizes the Microvote Infinity voting system. The Infinity Voting system is well suited for vote center use. The Kosciusko County Election Board with the assistant of Microvote program and publicly test each voting machine prior to each election. The county election board provides paper ballots to the Inspector of each precinct election board to allow voters to review their ballots before casting their votes. Each vote center will be equipped with machines that will contains all precinct's ballots, with the quantity of machines adjusted based on need.

In 2020, the county implemented the use of electronic poll books, purchased through KnowInk LLC. The electronic poll books will be securely connected to every vote center and the County Election Board at the office of the Clerk located in the Kosciusko County Justice Building. It will securely connect every satellite vote center. The poll pad meets all standards set by Indiana Law (IC 3-11-8-10.3).

Each poll pad will be equipped with an encoder card reader. Ballot information for each voter will be loaded to the chip on the smart card. The poll worker will insert the smart card into the encoder for this process, the smart card will then be placed in the infinity panel to pull up the correct ballot for the voter.

Vote centers are connected by the e-poll books through a secure link provided by a Verizon Novatel Mifi, ensuring the voter check-ins are secure and accurate.

E-pulse is an election management program that is designed to monitor elections in real time by county election administrators. The E-Pulse program allows the county election board to monitor the status of each poll pad to ensure they are functioning properly and are adequately charged giving the county election board the ability to resolve any poll pad issues immediately.

Security of Equipment

Voting Equipment and e-poll books will be stored in a secured room within the vote center. Each voting machine and e-poll book will be sealed with a tamper resistant numbered sealed. On Election Day, the Inspector and Judge of the opposite party will verify and document that the seals do not show any signs of tampering.

The early voting and satellite voting boards will document the total number of votes cast and voter check-ins each day. A balance sheet will also be kept for the duration of early voting. Machines will be delivered to the satellite-voting center before each Saturday and returned to the County Justice Building at the end of each day.

Emergency Response

In the event of a power outage, the machines and e-poll books will be switched to a battery backup. In the case of an extended power outage, voters will be directed to one of the other locations, or given a paper ballot to cast their votes.

The Kosciusko County Commissioners have worked closely with the county's emergency management director to ensure that Kosciusko County is prepared for all emergencies. The Kosciusko County Election Board will be in close contact with the commissioners, emergency management, sheriff and fire departments should any emergency occur surrounding the election process.

Appendix

1. County Commissioner Resolution
2. County Council Resolution
3. Voter Status Report by Precinct and Split
4. Vote Center Layout
5. Order of the County Election Board Approving the Vote Center Plan

State of Indiana Voter Status Counts by Precinct and Split

KOSCIUSKO COUNTY

| Precinct | Split | Active | Inactive | Total Current Voters | Pending | Incomplete |
|-------------------|-------------------|--------|----------|----------------------|---------|------------|
| CLAY 1 | 0 | 627 | 27 | 654 | 1 | 0 |
| | Precinct Subtotal | 627 | 27 | 654 | 1 | 0 |
| CLAY 2 | | 247 | 22 | 269 | 0 | 0 |
| CLAYPOOL COUNTY | | 235 | 8 | 243 | 1 | 0 |
| | Precinct Subtotal | 482 | 30 | 512 | 1 | 0 |
| ETNA COUNTY | | 390 | 19 | 409 | 0 | 0 |
| ETNA GREEN COUNTY | | 346 | 27 | 373 | 0 | 0 |
| | Precinct Subtotal | 736 | 46 | 782 | 0 | 0 |
| FRANKLIN 1 COUNTY | | 231 | 12 | 243 | 0 | 0 |
| FRANKLIN 2 COUNTY | | 133 | 6 | 139 | 0 | 0 |
| | Precinct Subtotal | 364 | 18 | 382 | 0 | 0 |
| FRANKLIN 2 COUNTY | | 349 | 11 | 360 | 1 | 0 |
| | Precinct Subtotal | 349 | 11 | 360 | 1 | 0 |
| HARRISON 1 COUNTY | | 811 | 46 | 857 | 2 | 0 |
| HARRISON 2 COUNTY | | 811 | 46 | 857 | 2 | 0 |
| | Precinct Subtotal | 794 | 25 | 819 | 2 | 0 |
| HARRISON 3 COUNTY | | 368 | 9 | 377 | 1 | 0 |
| MENTONE COUNTY | | 426 | 16 | 442 | 1 | 0 |
| | Precinct Subtotal | 559 | 34 | 593 | 1 | 0 |
| JACKSON 1 COUNTY | | 239 | 18 | 257 | 1 | 0 |

State of Indiana Voter Status Counts by Precinct and Split

| Precinct | Split | Active | Inactive | Total Current Voters | Pending | Incomplete |
|-------------|-------------------|--------|----------|----------------------|---------|------------|
| JACKSON 1 | | 95 | 4 | 99 | 0 | 0 |
| | SIDNEY | | | | | |
| | Precinct Subtotal | 334 | 22 | 356 | 1 | 0 |
| JACKSON 2 | | 408 | 15 | 423 | 0 | 0 |
| | Precinct Subtotal | 408 | 15 | 423 | 0 | 0 |
| JEFFERSON 1 | | 181 | 18 | 199 | 0 | 0 |
| | Precinct Subtotal | 181 | 18 | 199 | 0 | 0 |
| JEFFERSON 2 | | 328 | 7 | 335 | 1 | 0 |
| | Precinct Subtotal | 328 | 7 | 335 | 1 | 0 |
| JEFFERSON 3 | | 233 | 11 | 244 | 2 | 0 |
| | Precinct Subtotal | 233 | 11 | 244 | 2 | 0 |
| LAKE 1 | | 238 | 8 | 246 | 0 | 0 |
| | COUNTY | | | | | |
| | SILVER LAKE | 334 | 33 | 367 | 1 | 0 |
| | Precinct Subtotal | 572 | 41 | 613 | 1 | 0 |
| LAKE 2 | | 201 | 7 | 208 | 0 | 0 |
| | COUNTY | | | | | |
| | SILVER LAKE | 117 | 7 | 124 | 2 | 0 |
| | Precinct Subtotal | 318 | 14 | 332 | 2 | 0 |
| MONROE | | 765 | 36 | 801 | 2 | 0 |
| | Precinct Subtotal | 765 | 36 | 801 | 2 | 0 |
| PLAIN 1 | | 979 | 50 | 1,029 | 0 | 0 |
| | Precinct Subtotal | 979 | 50 | 1,029 | 0 | 0 |
| PLAIN 2 | | 500 | 35 | 535 | 1 | 0 |
| | COUNTY | | | | | |

State of Indiana Voter Status Counts by Precinct and Split

| Precinct | Split | Active | Inactive | Total Current Voters | Pending | Incomplete |
|--------------------------|-------------------|--------|----------|----------------------|---------|------------|
| PLAIN 2 | | 347 | 34 | 381 | 2 | 0 |
| LEESBURG | | | | | | |
| | Precinct Subtotal | 847 | 69 | 916 | 3 | 0 |
| PLAIN 3 | | | | | | |
| | Precinct Subtotal | 775 | 67 | 842 | 1 | 0 |
| PLAIN 4 | | | | | | |
| | Precinct Subtotal | 775 | 67 | 842 | 1 | 0 |
| | | 1,289 | 65 | 1,354 | 0 | 0 |
| PLAIN 5 - CITY OF WARSAW | | | | | | |
| | Precinct Subtotal | 1,289 | 65 | 1,354 | 0 | 0 |
| | | 545 | 55 | 600 | 0 | 0 |
| PLAIN 6 | | | | | | |
| | Precinct Subtotal | 545 | 55 | 600 | 0 | 0 |
| PLAIN 7 | | | | | | |
| | Precinct Subtotal | 24 | 0 | 24 | 0 | 0 |
| | | 811 | 51 | 862 | 6 | 0 |
| PRAIRIE 1 | | | | | | |
| | Precinct Subtotal | 811 | 51 | 862 | 6 | 0 |
| | | 398 | 22 | 420 | 2 | 0 |
| PRAIRIE 2 | | | | | | |
| | Precinct Subtotal | 398 | 22 | 420 | 2 | 0 |
| | | 674 | 35 | 709 | 3 | 0 |
| SCOTT | | | | | | |
| | Precinct Subtotal | 674 | 35 | 709 | 3 | 0 |
| | | 375 | 33 | 408 | 2 | 0 |
| SEWARD 1 | | | | | | |
| | Precinct Subtotal | 375 | 33 | 408 | 2 | 0 |
| | | 83 | 9 | 92 | 1 | 0 |
| BURKET COUNTY | | | | | | |
| | Precinct Subtotal | 587 | 31 | 618 | 2 | 0 |
| | | 670 | 40 | 710 | 3 | 0 |

State of Indiana Voter Status Counts by Precinct and Split

| Precinct | Split | Active | Inactive | Total Current Voters | Pending | Incomplete |
|----------------|-------------------|--------|----------|----------------------|---------|------------|
| | | | | | | |
| SEWARD 2 | | 847 | 46 | 893 | 2 | 0 |
| | 0 | | | | | |
| | Precinct Subtotal | 847 | 46 | 893 | 2 | 0 |
| TIPPECANOE 1 | | 659 | 16 | 675 | 1 | 0 |
| | COUNTY | | | | | |
| | NORTH WEBSTER | 465 | 34 | 499 | 1 | 0 |
| | Precinct Subtotal | 1,124 | 50 | 1,174 | 2 | 0 |
| TIPPECANOE 2 | | 1,040 | 53 | 1,093 | 3 | 0 |
| | COUNTY | | | | | |
| | NORTH WEBSTER | 223 | 16 | 239 | 2 | 0 |
| | Precinct Subtotal | 1,263 | 69 | 1,332 | 5 | 0 |
| TIPPECANOE 3 | | 1,253 | 86 | 1,339 | 0 | 0 |
| | 0 | | | | | |
| | Precinct Subtotal | 1,253 | 86 | 1,339 | 0 | 0 |
| TIPPECANOE 4 | | 1,173 | 63 | 1,236 | 1 | 0 |
| | 0 | | | | | |
| | Precinct Subtotal | 1,173 | 63 | 1,236 | 1 | 0 |
| TURKEY CREEK 1 | | 1,110 | 61 | 1,171 | 5 | 0 |
| | 0 | | | | | |
| | Precinct Subtotal | 1,110 | 61 | 1,171 | 5 | 0 |
| TURKEY CREEK 2 | | 84 | 12 | 96 | 0 | 0 |
| | COUNTY | | | | | |
| | SYRACUSE | 573 | 55 | 628 | 0 | 0 |
| | Precinct Subtotal | 657 | 67 | 724 | 0 | 0 |
| TURKEY CREEK 3 | | 330 | 28 | 358 | 0 | 0 |
| | COUNTY | | | | | |
| | SYRACUSE | 635 | 43 | 678 | 0 | 0 |
| | Precinct Subtotal | 965 | 71 | 1,036 | 0 | 0 |
| TURKEY CREEK 4 | | 379 | 17 | 396 | 1 | 0 |
| | COUNTY | | | | | |

State of Indiana Voter Status Counts by Precinct and Split

| Precinct | Split | Active | Inactive | Total Current Voters | Pending | Incomplete |
|-------------------|-------------------|--------|----------|----------------------|---------|------------|
| | | | | | | |
| TURKEY CREEK 4 | | 514 | 43 | 557 | 1 | 0 |
| | SYRACUSE | | | | | |
| | Precinct Subtotal | 893 | 60 | 953 | 2 | 0 |
| TURKEY CREEK 5 | | 1,101 | 34 | 1,135 | 2 | 0 |
| | COUNTY | | | | | |
| | SYRACUSE | 134 | 9 | 143 | 0 | 0 |
| | Precinct Subtotal | 1,235 | 43 | 1,278 | 2 | 0 |
| TURKEY CREEK 6 | | 890 | 51 | 941 | 0 | 0 |
| | 0 | | | | | |
| | Precinct Subtotal | 890 | 51 | 941 | 0 | 0 |
| VAN BUREN 1 | | 670 | 29 | 699 | 0 | 0 |
| | COUNTY | | | | | |
| | MILFORD | 393 | 21 | 414 | 3 | 0 |
| | Precinct Subtotal | 1,063 | 50 | 1,113 | 3 | 0 |
| VAN BUREN 2 | | 69 | 3 | 72 | 0 | 0 |
| | COUNTY | | | | | |
| | MILFORD | 446 | 33 | 479 | 0 | 0 |
| | Precinct Subtotal | 515 | 36 | 551 | 0 | 0 |
| VAN BUREN 3 | | 1,082 | 50 | 1,132 | 0 | 0 |
| | COUNTY | | | | | |
| | MILFORD | 50 | 2 | 52 | 0 | 0 |
| | Precinct Subtotal | 1,132 | 52 | 1,184 | 0 | 0 |
| WARD 1 PRECINCT 1 | | 590 | 33 | 623 | 1 | 0 |
| | CITY 1 | | | | | |
| | CITY 5 | 547 | 40 | 587 | 1 | 0 |
| | Precinct Subtotal | 1,137 | 73 | 1,210 | 2 | 0 |
| WARD 1 PRECINCT 2 | | 429 | 13 | 442 | 0 | 0 |
| | 0 | | | | | |
| | Precinct Subtotal | 429 | 13 | 442 | 0 | 0 |
| WARD 1 PRECINCT 4 | | 478 | 49 | 527 | 2 | 0 |
| | CITY 1 | | | | | |

State of Indiana Voter Status Counts by Precinct and Split



| Precinct | Split | Active | Inactive | Total Current Voters | Pending | Incomplete |
|-------------------|-------------------|--------|----------|----------------------|---------|------------|
| WARD 1 PRECINCT 4 | | 153 | 2 | 155 | 2 | 0 |
| | CITY 5 | | | | | |
| | Precinct Subtotal | 631 | 51 | 682 | 4 | 0 |
| WARD 2 PRECINCT 1 | | 1,061 | 124 | 1,185 | 4 | 0 |
| | Precinct Subtotal | 1,061 | 124 | 1,185 | 4 | 0 |
| WARD 2 PRECINCT 2 | | 606 | 100 | 706 | 2 | 0 |
| | Precinct Subtotal | 606 | 100 | 706 | 2 | 0 |
| WARD 3 PRECINCT 1 | | 1,192 | 50 | 1,242 | 2 | 0 |
| | Precinct Subtotal | 1,192 | 50 | 1,242 | 2 | 0 |
| WARD 3 PRECINCT 2 | | 1,016 | 92 | 1,108 | 2 | 0 |
| | Precinct Subtotal | 1,016 | 92 | 1,108 | 2 | 0 |
| WARD 3 PRECINCT 3 | | 35 | 17 | 52 | 0 | 0 |
| | Precinct Subtotal | 35 | 17 | 52 | 0 | 0 |
| WARD 4 PRECINCT 1 | | 705 | 94 | 799 | 2 | 0 |
| | Precinct Subtotal | 705 | 94 | 799 | 2 | 0 |
| WARD 4 PRECINCT 2 | | 294 | 28 | 322 | 0 | 0 |
| | Precinct Subtotal | 294 | 28 | 322 | 0 | 0 |
| WARD 4 PRECINCT 3 | | 258 | 17 | 275 | 0 | 0 |
| | Precinct Subtotal | 258 | 17 | 275 | 0 | 0 |
| WARD 5 PRECINCT 1 | | 571 | 74 | 645 | 3 | 0 |
| | Precinct Subtotal | 571 | 74 | 645 | 3 | 0 |

State of Indiana Voter Status Counts by Precinct and Split

| Precinct | Split | Active | Inactive | Total Current Voters | Pending | Incomplete |
|-------------------|-------|--------|----------|----------------------|---------|------------|
| WARD 5 PRECINCT 2 | 0 | 571 | 39 | 610 | 0 | 0 |
| Precinct Subtotal | | 571 | 39 | 610 | 0 | 0 |
| WARD 5 PRECINCT 3 | 0 | 301 | 41 | 342 | 2 | 0 |
| Precinct Subtotal | | 301 | 41 | 342 | 2 | 0 |
| WASHINGTON 1 | | 539 | 29 | 568 | 4 | 0 |
| COUNTY | | 83 | 15 | 98 | 0 | 0 |
| PIERCETON | | 622 | 44 | 666 | 4 | 0 |
| Precinct Subtotal | | 622 | 44 | 666 | 4 | 0 |
| WASHINGTON 2 | | 493 | 24 | 517 | 0 | 0 |
| COUNTY | | 161 | 6 | 167 | 0 | 0 |
| PIERCETON | | 654 | 30 | 684 | 0 | 0 |
| Precinct Subtotal | | 654 | 30 | 684 | 0 | 0 |
| WASHINGTON 3 | | 211 | 12 | 223 | 0 | 0 |
| COUNTY | | 365 | 33 | 398 | 1 | 0 |
| PIERCETON | | 576 | 45 | 621 | 1 | 0 |
| Precinct Subtotal | | 576 | 45 | 621 | 1 | 0 |
| WAYNE 01 | | 1,251 | 108 | 1,359 | 8 | 0 |
| 0 | | 1,251 | 108 | 1,359 | 8 | 0 |
| Precinct Subtotal | | 1,251 | 108 | 1,359 | 8 | 0 |
| WAYNE 02 | | 902 | 69 | 971 | 2 | 0 |
| 0 | | 902 | 69 | 971 | 2 | 0 |
| Precinct Subtotal | | 902 | 69 | 971 | 2 | 0 |
| WAYNE 03 | | 377 | 59 | 436 | 0 | 0 |
| 0 | | 377 | 59 | 436 | 0 | 0 |
| Precinct Subtotal | | 377 | 59 | 436 | 0 | 0 |
| WAYNE 04 | | 395 | 35 | 430 | 2 | 0 |
| 0 | | 395 | 35 | 430 | 2 | 0 |
| Precinct Subtotal | | 395 | 35 | 430 | 2 | 0 |

State of Indiana Voter Status Counts by Precinct and Split

| Precinct | Split | Active | Inactive | Total Current Voters | Pending | Incomplete |
|--------------------------------|-------|---------------|--------------|----------------------|------------|------------|
| WAYNE 05 | 0 | 746 | 41 | 787 | 0 | 0 |
| Precinct Subtotal | | 746 | 41 | 787 | 0 | 0 |
| WAYNE 06 | 0 | 866 | 53 | 919 | 1 | 0 |
| Precinct Subtotal | | 866 | 53 | 919 | 1 | 0 |
| WAYNE 07 | 0 | 1,052 | 70 | 1,122 | 3 | 0 |
| Precinct Subtotal | | 1,052 | 70 | 1,122 | 3 | 0 |
| WAYNE 08 | 0 | 901 | 54 | 955 | 0 | 0 |
| Precinct Subtotal | | 901 | 54 | 955 | 0 | 0 |
| WAYNE 09 | 0 | 1,173 | 69 | 1,242 | 2 | 0 |
| Precinct Subtotal | | 1,173 | 69 | 1,242 | 2 | 0 |
| WAYNE 10 | 0 | 1,054 | 71 | 1,125 | 0 | 0 |
| Precinct Subtotal | | 1,054 | 71 | 1,125 | 0 | 0 |
| WAYNE 11 | 0 | 860 | 50 | 910 | 2 | 0 |
| Precinct Subtotal | | 860 | 50 | 910 | 2 | 0 |
| KOSCIUSKO County Totals | | 49,604 | 3,304 | 52,908 | 107 | 0 |
| (28679 Total Cancelled) | | | | | | |



Voting Machines



Voter Check In Station-Clerk's Table-ePollbook



Inspector's Table

ENTRANCE

Resolution 2019-10-15-00



A RESOLUTION APPROVING THE DESIGNATION OF KOSCIUSKO COUNTY AS A VOTE CENTER COUNTY

WHEREAS, Indiana Code 3-11-18.1 allows counties to adopt the vote center model and;

WHEREAS, the County Board of Commissioners of Kosciusko County approves the designation of Kosciusko County as a vote center county and;

WHEREAS, the county election board has the responsibility for properly drafting a vote center plan for Kosciusko County, which will take effect upon unanimous vote of the county election board and having the plan properly filed with the Indiana Election Division;

BE IT SO RESOLVED BY THE KOSCIUSKO COUNTY BOARD OF COMMISSIONERS OF KOSCIUSKO COUNTY, that Kosciusko County is approved to operate as a vote center county, upon the required approval and filing of county vote center plan.

BOARD OF COMMISSIONERS OF KOSCIUSKO COUNTY

"AYES"

"NAYS"

Paul Dungan
Name

Name

Robert M. Worley
Name

Name

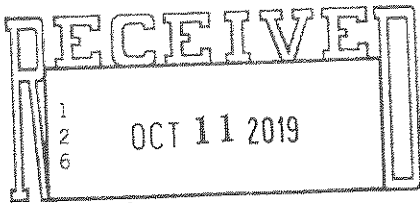
Name

Adopted this 15th day of October, 2019.

Attest:

Michelle S. Probst
County Auditor

I affirm, under the penalties for perjury, that I have taken reasonable care to redact each Social Security number in this document, unless required by law.
Teresa Pence



2019100622 RESO \$0.00
10/11/2019 11:56:35A 1 PGS
Joetta Mitchell
Kosciusko County Recorder IN
Recorded as Presented



Ann Jorpy
CLERK, KOSCIUSKO CIRCUIT & SUPERIOR COURTS

Resolution 2019-10-10-001

A RESOLUTION APPROVING THE DESIGNATION OF KOSCIUSKO COUNTY AS A VOTE CENTER COUNTY

WHEREAS, Indiana Code 3-11-18.1 allows counties to adopt the vote center model and,

WHEREAS, the County Council of Kosciusko County approves the designation of Kosciusko County as a vote center county and,

WHEREAS, the county election board has the responsibility for properly drafting a vote center plan for Kosciusko County, which will take effect upon unanimous vote of the county election board and having the plan properly filed with the Indiana Election Division;

BE IT SO RESOLVED BY THE KOSCIUSKO COUNTY COUNCIL OF KOSCIUSKO COUNTY that Kosciusko County is approved to operate as a vote center county, upon the required approval and filing of the county vote center plan.

COUNTY COUNCIL OF KOSCIUSKO COUNTY

"AYES"

"NAYS"

Joni Truex
Name Joni Truex

Name

Ernie Wiggins
Name Ernie Wiggins

Name

Doug Heinison
Name Doug Heinison

Name

Kimberly Cates
Name Kimberly Cates

Name

Jon Garber
Name Jon Garber

Name

Mike Long
Name Mike Long

Name

Sue Ann Mitchell
Name Sue Ann Mitchell

Name

Adopted this 10th of October, 2019

Attest:

Michelle Puckett
County Auditor Michelle Puckett

I affirm, under the penalties for perjury, that I have taken reasonable care to redact each Social Security number in this document, unless required by law.

Teresa Pence